

**DATE:** August 6, 2020

**FILE:** 1850-01

**TO:** Chair and Directors  
Regional District Board  
Electoral Areas Services Committee

Supported by Russell Dyson  
Chief Administrative Officer

**FROM:** Russell Dyson  
Chief Administrative Officer

*R. Dyson*

**RE: CVRD Grants/Funding Services – Process Recommendations**

---

### **Purpose**

To confirm the guidelines and new processes for creating criteria for the various grant and funding services offered and administered by the Comox Valley Regional District (CVRD).

### **Recommendations from the Chief Administrative Officer for Electoral Areas Services Committee:**

1. THAT existing grant services are modified as described below:
  - a. Modify the Electoral Area Arts and Culture Grant Program to include dual funding streams, one for five-year agreements and the other for one-time special initiative or event funding, additionally request a regional strategic plan be created for the sector.
  - b. Grant in Aid funding to be marketed as Rural Area Community Grants and include election cycle multi-year agreements for some traditionally long standing recipients.
  - c. Establishment of a new Part A - Baynes Sound Community Facilities Service in conjunction with the expansion of the existing Black Creek Community Hall service (function #676) to include other community facilities within Electoral Area C both to be completed through an electoral ascent process.
2. THAT staff refine grant criteria, application processes, deadlines and public awareness / engagement by way of a new community granting program portal on the Comox Valley Regional District website.
3. THAT staff work with Denman and Hornby Island organizations to refine recreation grant processes and criteria.
4. THAT Electoral Area Community Works Funds be reserved for internal Comox Valley Regional District projects with exceptions made on a case to case basis.

### **Recommendations from the Chief Administrative Officer for Regional District Board:**

1. THAT contributions under the Recreation Grant Program, function #600, be provided through five year funding agreements while also retaining a stream for one-time special initiative / event requests.
2. THAT opportunities in other services for five year operating agreements such as the Comox Valley Search and Rescue service (function #265) and the Victim Services Program / Crime Stoppers Grant Contribution service (function #200) be developed where feasible.

### Executive Summary

The CVRD administers several services through which community-based organizations and local governments can receive grant funding. Staff are looking to standardize the process and establish criteria for each grant and funding service. This will help to provide clarity to the public and to the funding recipients and improve the CVRD administration of the various grant funds and services.

The recommendations in this report summarize the changes to the programs and below are highlights related to the Board’s strategic drivers.

- **Fiscal responsibility** – this new process creates a higher level of transparency and accountability.
- **Climate Crisis and Environmental Stewardship and protection** – The transparency of the Grant-in-Aid process allows for broader community grant funding and the new portal for future carbon offset grant opportunities is a positive step.
- **Community Partnerships** – the grant process transparency allows new partners to apply for grant in addition to securing long term agreements for traditional partners which provides more stable and predictable financial supports that will enable these organizations to better continue their work in supporting the community.
- **Indigenous relations** – criteria considered for many of the grants opportunities may encourage working with relationship building with indigenous peoples.

Further information on the overall process can be found in Appendix A.

Prepared by:

***D. DeMarzo***

---

Doug DeMarzo  
General Manager of Community  
Services

Prepared by:

***K. Douville***

---

Kevin Douville  
Manager of Financial Planning

### Background/Current Situation

The CVRD administers several services through which community-based organizations and local governments can receive grant funding. Based on feedback from grant recipients and the CVRD Board, staff are looking to standardize the process and establish criteria for each grant and funding service. This will help to provide increased transparency and clarity to both the public and to funding recipients and will improve CVRD administration of the various grant funds and services.

Based on a review of best management practices and a comparison of other grant programs around BC, the criteria and requirements could include the following:

- Development of governing policies or guiding principles that outline the purpose of each grant / financial contribution program and establish how an organization qualifies for funding.
- Implementation of common submission deadlines, components, procedures and requirements.
- Funding availability based on CVRD budget cycles.
- Ensuring funding to recipients is provided from the most appropriate / relevant service to avoid duplication and/or overlap.
- Delegation opportunities to the CVRD Board or committees for approval processes.
- Development of enhanced assessment criteria specific to the grant or funding service.

- Better assurance that eligibility requirements align with the CVRD strategic plan and comply with applicable bylaws such as zoning and building bylaws.
- Identification of programs, initiatives, etc. deemed to be not eligible for support.
- Increased accountability and financial reporting requirements.

While some changes could be implemented in time for the upcoming 2021 - 2025 financial planning year, others as outlined in the process included in Appendix A are not anticipated to take place until 2022.

Below is a structural review with recommendations on our current grant process to provide the framework for staff to implement the operational criteria and requirements outlined above.

Appendix B is a diagram summary of these recommendations.

#### Electoral Areas Arts & Culture Grant service, function 615

- Establishment Bylaw No. 278, 2014.
- Would continue with two funding streams. One funding stream will create five year agreements for facility based organizations with a second funding stream supporting one-time events or special project applications through the CVRD grant portal.
- The Comox Valley Farmers Market no longer fits in this category and will be funded through the Community support grants as outlined below in the re-branding of the grant – in-aid.
- A secondary objective will be to complete a regional arts and culture strategy study in line with recommendations from City of Courtenay Cultural services report from 2019.
- Changes to this service will be reviewed in the future consistent with the adoption of a new study.

#### Electoral Areas Grant-in-Aid program (Functions 120 – 124)

- To remain intact and the recipients be re-directed to the CVRD grant portal to apply on a timely basis.
- Exceptions to annual requests can be made throughout the year by being introduced independently by the director of the service in line with the current established process.
- To be rebranded as Rural Area Community Support Grants with longer term agreements with traditional applicants to align with the election cycle for termination dates in support of or to ensure Directors' discretion.
- Staff recommendations for various organizations funding structures are outlined in Appendix C.

#### Community Halls / Facilities

- Continue to play a vital service in rural areas.
- In the past, with the exception of Black Creek Community Hall, Hornby Community Hall, Denman Community Hall and the Denman Seniors Museum Society, many of the halls have relied on GIA funding as shown in Appendix C.
- Providing more stable funding to community halls can be accomplished through expanding the Black Creek Community Hall service (function #676) to include all of Electoral Area C with an increase in the budget equivalent to typical GIA funds disbursed to the community halls in this area.
- Creation of a new Part Area A - Baynes Sound Community Facilities contribution service.

- The purpose of these services would be to provide sustainable funding to non-profits organizations that own or operate community halls in the form of a set annual amount to assist with the protection, preservation, maintenance and promotion of the infrastructure.
- The intent is for funding not to be used for direct staffing costs.
- Multi-year agreements would be signed within recipient organisations and therefore would not be part of the new CVRD portal process.
- These recommendations are consistent with those supported in a 2012 staff report outlined in the policy section of this report.
- Currently no Area B funding is committed to Community Halls

#### Recreation Grant service, function 600

- Establishment Bylaw No. 2386, 2001.
- Would continue with two funding streams with the infrastructure stream to consider five year funding agreements for organizations that operate infrastructure such as trails or outdoor pools. This will ensure accountability in informing the board of spending. The second stream will utilize the portal for events or special capital requests for organizations through the CVRD grant portal.

#### Denman and Hornby Island Recreation (functions 605 and 606)

Currently Denman and Hornby Island grant distribution processes utilize agreements with Hornby Island Residents and Ratepayers Association and Denman Island Residents Association to distribute the recreation grants or support their own recreational programming. Staff will review processes with these respective agencies to encourage transparency and opportunities for access by other eligible community groups.

#### Community Works Funds

In light of COVID-19, community works funds are to be used solely for internal CVRD projects to off-set any potential for increased tax requisitions to support delivery of such capital projects.

- No portal or public application process is available to public to access these funds
- Exceptions may apply on a case by case basis where a non-profit partner has secured over 75 per cent of funding from other sources or at the discretion of Directors bringing a project forward for consideration

#### Climate Action grants

To continue through the third party agreements established through the CVRD planning department and can be added to the web application portal in the future if required. This includes opportunities for future programs such as wood stoves or other initiatives. At this point our portal would include links to these opportunities still maintaining the transparency.

#### Heritage Conservation services (functions 691 – 695)

The CVRD planning department has indicated they need heritage conservation service(s) in order to do any heritage conservation planning work, including property designation. Regional district powers are distinct from municipalities in this regard. As a result no changes are recommended to the current heritage planning services structure with the exception of moving many of the past fund recipients into the Arts and Culture Grant process or other appropriate portal. Currently the main recipient has been the New Horizons Society on Hornby Island.

### Other Community Granting Services

Other existing CVRD services that could benefit from five year operating agreements include:

- Victim Services (function 200)
  - Comox Valley Transition Society currently supported by way of a five-year agreement that expires on December 31, 2021.
  - Comox Valley Crime Stoppers – annual operating grant with no agreement in place.
  
- CVSAR (function 265)
  - City of Courtenay (Rescue 71), Town of Comox (Rescue 36), Village of Cumberland (Rescue 4 & 8), CV GSAR and CV Marine Rescue Society – currently no funding agreements.

It is recommended these services enter five-year operating agreements to provide them with consistent funding and streamline processes and workloads by applicants and CVRD staff.

From an operational perspective staff will:

- develop suitable timelines,
- criteria to direct organizations to the appropriate funding stream,
- Continued and set budget support for multi-year agreements outlining basic expectations,
- Approval of grant support would be completed in a public meetings of EASC and the Board during the budget process with exceptions where need be.

Although this process reduces the complexity for the community, overall grant management may benefit from one staff member being assigned to oversee the grant process. Demands for grants to organizations in the community, and grants received from other governments to support CVRD initiatives have been increasing over time. Having a staff person in place to manage this process could enhance community group relationships and service delivery and maximize available external funding available. Staff will report back with options at a later date after implementation of the new granting model is in place.

### **Policy Analysis**

The current disbursement of grant funding is administered by way of the following service establishment bylaws:

- Grant-in-Aid services, functions 120-124: Local Gov't Act, RSBC 2015, c. 1, s. 380 (2)(g)
- Recreation Grant service, function 600: Bylaw No. 2386, 2001 (Conversion)
- Denman Island Recreation Grant service, function 605: Bylaw No. 2624, 2005
- Hornby Island Recreation Grant service, function 606: Bylaw No. 2625, 2005
- Electoral Areas Arts & Culture Grant service, function 615: Bylaw No. 278, 2014
- Electoral Area A Heritage Conservation service, function 691: Bylaw No. 2183, 2000
- Electoral Area B Heritage Conservation service, function 692: Bylaw No. 319, 2015
- Electoral Area C Heritage Conservation service, function 693, Bylaw No. 320, 2015
- Denman Island Heritage Conservation service, function 694, Bylaw No. 318, 2015
- Hornby Island Heritage Conservation service, function 695, Bylaw No. 317, 2015

At its regular meeting held on February 26, 2019, the CVRD Board supported the following recommendation from the Electoral Areas Services Committee meeting dated February 4, 2019:

*“THAT staff bring forward a report in spring of 2019 to review the Electoral Areas Arts and Culture Grant service, function 615, with options of improving the service.”*

At the Board meeting held on August 27, 2019 the following recommendations were supported:

*THAT staff review the Electoral Areas Arts and Culture Grant service (function 615); Grant-In-Aid services (function 120-124); Denman and Hornby Recreation Grant Services (functions 605 and 606) and Heritage Conservation Service (functions 691 – 695), for the purpose of:*

- a. developing guidelines for applicants;*
- b. ensuring a transparent process and equal opportunity to funding;*
- c. determining if some initiatives should be funded by contract rather than relying on grant processes;*
- d. determining whether new community hall services are warranted; and*
- e. evaluating the possibility of consolidation of services or grant programs.*

*AND THAT staff bring back a report reviewing the above and providing recommendations.*

*THAT staff review the Recreation Grant Service (function 600 for the purpose of*

- a. developing guidelines for applicants;*
- b. ensuring a transparent process and equal opportunity to funding;*
- c. determining if some initiatives should be funded by contract rather than relying on grant processes;*
- d. evaluating the possibility of consolidation of services or grant programs.*

*AND THAT staff bring back a report reviewing the above and providing recommendations.*

On February 25, 2014 the Heritage Conservation services underwent administrative changes to:

- Introduce an amending bylaw to Bylaw No. 2183 that amended the service boundary to include Electoral Area ‘A’ - Baynes Sound only;
- Introduce two (2) Heritage Conservation service establishing bylaws for Electoral Area ‘A’ and recommend that the board proceed with alternative approval processes (AAP’s) for establishing two services as follows:
  - Electoral Area ‘A’ – Hornby Island Heritage Conservation service;
  - Electoral Area ‘A’ – Denman Island Heritage Conservation service;
- Introduce a Heritage Conservation service establishment bylaw for all of Electoral Area ‘B’; and
- Introduce a Heritage Conservation service establishment bylaw for the all of Electoral Area ‘C’.

Recommendations from July 15, 2013 EASC staff report (community hall info)

2. *THAT the board support a Baynes Sound (Electoral Area ‘A’) community halls contribution service with a purpose of providing a contribution towards sustainable funding to non-profit organizations and societies that own or operate community halls in the form of a set annual amount to assist with the protection, preservation, maintenance and promotion of the infrastructure;*

*AND FURTHER THAT outreach be conducted to determine interest and funding requirements with the proposed Electoral Area A community halls contribution service recipients being:*

- *Fallen Alders Community Club*
- *Fanny Bay Community Association*
- *Royston Community Club and Recreation Commission*
- *Union Bay Community Club and Recreation Association*

*AND FINALLY THAT a report on a service establishment bylaw and alternative approval process logistics be presented to a future electoral areas services committee and board meeting.*

3. *THAT the board support a Puntledge – Black Creek (Electoral Area ‘C’) community halls contribution service, excluding the Mount Washington resort community, with a purpose of providing a contribution towards sustainable funding to non-profit organizations and societies that own or operate community halls in the form of a set annual amount to assist with the protection, preservation, maintenance and promotion of the infrastructure;*

*AND FURTHER THAT outreach be conducted to determine interest and funding requirements with the proposed Electoral Area C community halls contribution service recipients being:*

- *Black Creek Halbe Hall Society*
- *Dove Creek Community Association*
- *Merville Community Association*

*AND FINALLY THAT a report on a service establishment bylaw and alternative approval process logistics be presented to a future electoral areas services committee and board meeting.*

## **Options**

1. Have staff
  - a. Create new or modify existing services for:
    - i. Amend the Electoral area Arts and Culture Grant Program with 5 year agreements and opportunities for one time funding as well as requesting a regional strategic plan be created for the sector
    - ii. Recreation Grant Program with 5 year agreements and opportunities for one time funding
    - iii. New service for Baynes sound portion of area A to support community halls and expansion of Black Creek Community Hall service (function #676), to include other community halls in Electoral Area C.
  - b. Further refine existing grant services to be offered under one public portal.
  - c. Further refine grant criteria and application processes.
  - d. Consider opportunities in other services for five year operating agreements such as Comox Valley Search and Rescue and Victim Services.
2. Request further information from staff and report back to the Board.
3. Leave administration of grants in current form.

Staff are recommending option 1 as detailed throughout this report.

## **Financial Factors**

For the various CVRD services that provide grant funding opportunities, determining the full financial impact on an annual basis can be challenging as each service has its own uniqueness. If service agreements are established with regular recipients, fixed costs for the service can more easily be determined over a five-year financial plan as well providing these groups with assurance of funding to assist with their programming and capital planning. An example of this is the existing Electoral Areas Arts and Culture Grant Service, with the full costs and tax requisitions set throughout the term of agreements with the recipients. Furthermore, providing annual grant funding opportunities will allow flexibility of organizations to seek assistance when there organization is undertaking a major event/exhibition in support of recreation, arts, culture or heritage. It should be noted organizations with service contracts will not be excluded from applying for grants that support the one-time funding criteria.

Further financial details regarding each of these recommendations will be discussed as part of the annual budgeting process. If supported, recommendations in this report will establish the framework for the various granting programs moving forward.

Tables 1 and 2 list the 2020 tax requisitions for the various CVRD granting services, firstly by service and secondly totaled by participant. Appendix C contains a list of grant recipients, for 2020 by service.

**Table 1: 2020 Tax Requisitions by Service (with 2019 tax requisition comparisons)**

By Service	2019 Requisition	2020 Requisition	2020 Max. Levy
Grant In Aid – Part Area A Baynes Sound	\$19,500	\$50,000	\$160,741
Grant In Aid - Electoral Area B	\$30,754	\$55,754	\$204,416
Grant In Aid - Electoral Area C	\$88,034	\$108,034	\$235,892
Grant In Aid – Denman Island	\$12,454	\$25,000	\$42,377
Grant In Aid – Hornby Island	\$15,425	\$25,000	\$61,933
Recreation Grant Service	\$297,496	\$336,500	\$874,074
Denman Island Recreation	\$15,250	\$15,250	\$21,189
Hornby Island Recreation	\$27,750	\$27,750	\$30,963
Electoral Areas Arts & Culture Grants	\$79,500	\$79,500	\$150,262
Electoral Area A Heritage Conservation	\$3,490	\$3,490	\$401,852
Electoral Area B Heritage Conservation	\$10,000	\$10,000	\$511,041
Electoral Area C Heritage Conservation	\$10,000	\$10,000	\$589,730
Denman Island Heritage Conservation	\$1,048	\$1,048	\$105,944
Hornby Island Heritage Conservation	\$1,462	\$1,462	\$154,833
<b>Total</b>	<b>\$612,163</b>	<b>\$748,788</b>	<b>\$3,545,247</b>

**Table 2: 2019 – 2020 Contributions by Participant for Granting Services**

Participant	2019 Requisitions	2020 Requisitions	Year-over-Year Increase
Electoral Area A	\$43,185	\$49,052	\$5,867
Part Area A – Baynes Sound	\$44,307	\$75,167	\$30,860
Part Area A - Denman Island	\$28,752	\$41,298	\$12,546
Part Area A - Hornby Island	\$44,637	\$54,212	\$9,575
Electoral Area B	\$97,730	\$126,915	\$29,185
Electoral Area C	\$173,279	\$197,674	\$24,395
City of Courtenay (Recreation Grant Service)	\$112,928	\$128,359	\$15,431
Town of Comox (Recreation Grant Service)	\$53,209	\$59,126	\$5,917
Village of Cumberland (Recreation Grant Service)	\$14,136	\$16,985	\$2,849
<b>Total</b>	<b>\$612,163</b>	<b>\$748,788</b>	<b>\$136,625</b>

The future budget recommendations for funding will strongly consider holding requisition amounts for each operational area.

### Legal Factors

If bylaw amendments are initiated a legal review may be required.

### Regional Growth Strategy Implications

Improvements to grant funding and funding services could help support the following goal.

#### GOAL 7: PUBLIC HEALTH AND SAFETY

*Support a high quality of life through the protection and enhancement of community health, safety and well-being.*



**Intergovernmental Factors**

The Village of Cumberland, Town of Comox and the City of Courtenay are grant recipients or participate in the service that they will receive funding for. This can include funding for operations in the delivery of search and rescue services, funding to support recreation facilities such as the Courtenay outdoor pool or funding to support recreation programs through the Adapted Needs program.

The Electoral Area Arts and Culture grant service provides annual funding to facilities located within the municipalities such as the Cumberland Museum, Comox Valley Art Gallery and the Courtenay and District Museum.

**Interdepartmental Involvement**

Financial services works closely with each CVRD branch that may be involved with a grant program or funding service. For example, finance and procurement staff provide support to Community Services on the administration of the Electoral Areas Arts and Culture Grant and the Recreation Grant services. Depending on the outcome of the grants and funding services review, there could be an impact to staff resources.

If bylaw amendments are required for an existing service or if maximum levy increases are being contemplated, support from the Corporate Services Branch would be required.

Communications department will assist in developing the application language and website for the grant portal.

**Citizen/Public Relations**

Some of the grant recipients have been receiving funding for a long period of time and are therefore often dependent on the CVRD funding source. Changes to the grant programs are to provide transparency and accountability. This will help bring clarity to the organizations and local governments as well as present opportunities for other organizations to apply for grants.

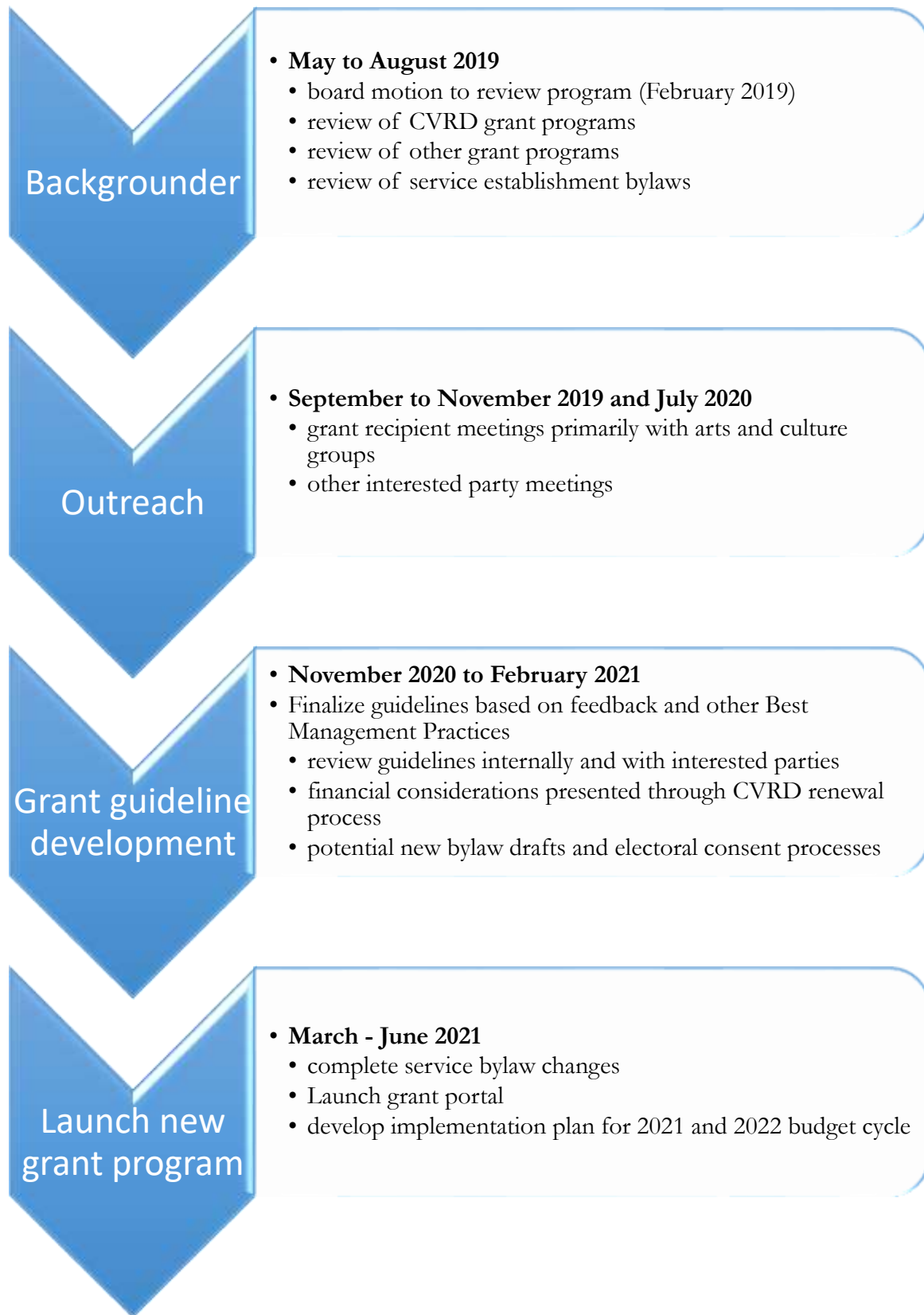
In person interviews and a zoom meeting were held with many of the Arts and Culture Grant services recipients. Generally they were supportive of the provided recommendations supporting the additional assurance through operational agreements of a longer time frame. The Comox Valley Arts Council raised concerns that they would not be included in the long term agreements due to their non-existent infrastructure.

Consultation with community hall associations / organizations will be completed through an electoral consent process in 2021. To date the topic has been introduced to some community halls that participated in the two zoom meetings held in either June or July of this year.

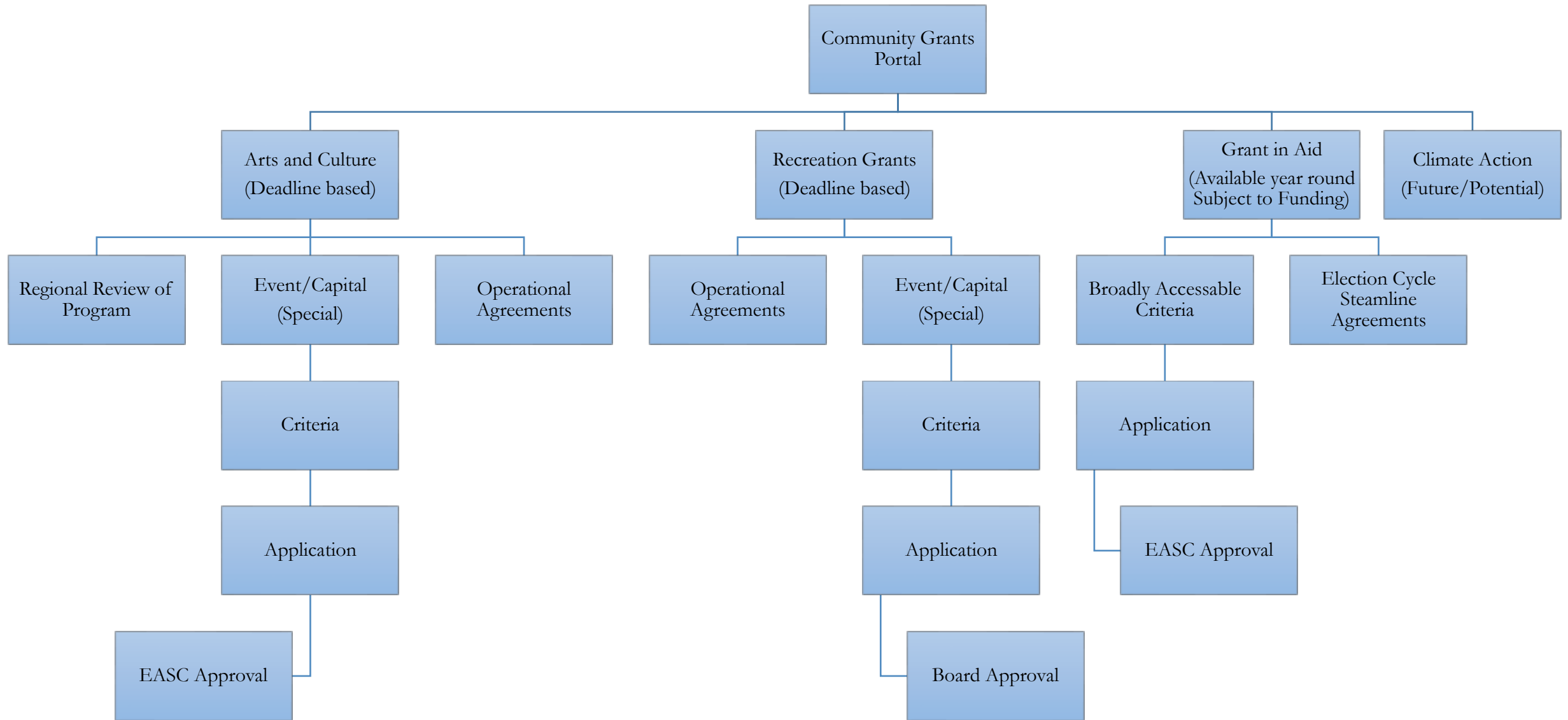
A large communications process would be undertaken when the grant program launched publically.

Attachments: Appendix A - “Process for Grant Review”  
Appendix B - “Summary of Recommended Grant Changes”  
Appendix C - “GIA program multi-year review”

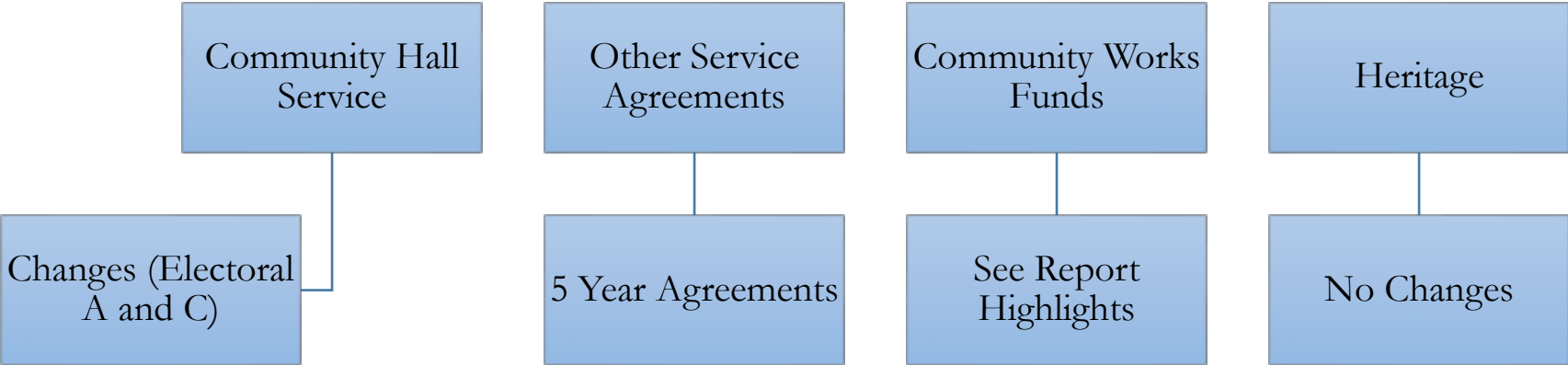
## Appendix A – Process for Grant Review



# Community Grants Portal Flow Chart



# Community Grants Portal Flow Chart





**Comox Valley Regional District  
Grant-in-Aid Program  
Historical Approved Funding Review (2012 - 2020)**

No.	Organization	2020	2019	2018	2017	2016	2015	2014	2013	2012	Total
38	Comox Valley Naturalists Society					\$1,000		\$2,500	\$3,000		\$6,500
39	Comox Valley Orca Swim Club								\$500		\$500
40	Comox Valley Pipe Band Society	\$600	\$2,000	\$500							\$3,100
41	Comox Valley Project Watershed Society	\$4,000	\$3,000		\$1,500	\$2,500		\$1,600	\$4,000	\$3,100	\$19,700
42	Comox Valley Senior Peer Counselling Society									\$1,500	\$1,500
43	Comox Valley Social Planning	\$2,500		\$1,500	\$1,500	\$500			\$4,700		\$10,700
44	Comox Valley Therapeutic Riding Society		\$1,700		\$1,500		\$2,500	\$2,500			\$8,200
45	Comox Valley Youth Music Centre		\$1,200	\$1,000	\$1,000	\$1,000	\$1,500	\$1,500	\$1,200	\$1,000	\$9,400
46	Conservancy Hornby Island				\$1,500	\$1,000		\$2,500		\$2,500	\$7,500
47	Courtenay & District Musuem Society								\$7,000	\$7,000	\$14,000
48	Cumberland Community Forest Society				\$500						\$500
49	Cumberland & District Historic Society								\$3,000		\$3,000
50	Denman Community Land Trust Association	\$3,500	\$3,000	\$2,500	\$3,500	\$3,000	\$2,500	\$1,000	\$1,500	\$1,200	\$21,700
51	Denman Island Community Education Society	\$3,000									\$3,000
52	Denman Island Community Education Society	\$2,000		\$1,500	\$2,500	\$2,500					\$8,500
53	Denman Conservancy Association				\$1,340						\$1,340
54	Denman Island Marine Stewardship Committee								\$1,500	\$1,800	\$3,300
55	Denman Island Memorial Society			\$1,000			\$1,000		\$500	\$500	\$3,000
56	Denman Island Neighbourhood Emergency Preparedness Program	\$1,800									\$1,800
57	Denman Island Preschool Society - Blackberry Lane Children's Centre	\$2,000	\$2,000	\$2,000	\$2,000	\$2,000	\$2,000	\$2,000	\$1,500	\$1,200	\$16,700
58	Denman Island Reconciliation Group		\$2,000								\$2,000
59	Denman Island Residents Association		\$2,000				\$3,000		\$1,000	\$2,000	\$8,000
60	Denman Island Women's Outreach Society									\$500	\$500
61	Dora Drinkwater Community Library (Denman Island)					\$500	\$500	\$500	\$500	\$500	\$2,500
62	Dove Creek Community Association	\$5,000	\$5,000	\$5,000	\$5,000	\$5,000	\$5,000	\$5,000	\$5,000	\$2,500	\$42,500
63	Fallen Alders Community Club	\$3,000	\$4,000	\$1,500	\$2,000	\$2,500	\$2,500	\$3,000	\$3,500	\$5,000	\$27,000
64	Fanny Bay Community Association	\$3,000	\$3,000	\$2,000	\$3,000	\$3,300	\$3,500	\$3,000	\$5,500	\$3,600	\$29,900
65	Fanny Bay Seniors Society	\$3,000	\$1,500	\$2,000							\$6,500
66	Filberg Heritage Lodge and Park Association							\$3,250	\$4,000		\$7,250
67	Forbidden Plateau Obedience and Tracking Club			\$500	\$500						\$1,000
68	Forbidden Plateau Reclamation Society		\$5,000		\$15,000	\$15,000					\$35,000
69	Friends of Comox - Lazo Forest Reserve Society							\$1,500			\$1,500
70	Friends of Windy Marsh	\$5,000									\$5,000
71	Habitat for Humanity								\$1,000		\$1,000
72	Hornby Community Radio						\$1,000				\$1,000
73	Hornby Denman Tourist Services Society									\$1,500	\$1,500
74	Hornby Festival Society		\$2,500			\$1,500		\$2,000	\$2,000	\$2,000	\$10,000
75	Hornby Island Arts Council	\$5,000	\$2,500	\$2,500	\$2,500	\$2,000	\$4,250	\$3,000	\$2,000	\$2,000	\$25,750

**Comox Valley Regional District  
Grant-in-Aid Program  
Historical Approved Funding Review (2012 - 2020)**

No.	Organization	2020	2019	2018	2017	2016	2015	2014	2013	2012	Total
76	Hornby Island Daycare Society	\$3,000	\$3,000	\$3,500	\$4,000	\$4,000	\$4,000	\$3,000	\$2,000	\$2,000	\$28,500
77	Hornby Island Economic Enhancement	\$2,500									\$2,500
78	Hornby Island Educational Society	\$4,000		\$2,500			\$3,000			\$1,500	\$11,000
79	Hornby Island Farmland Trust Society		\$2,000								\$2,000
80	Hornby Island Housing Society	\$2,000	\$3,950	\$5,000	\$2,225	\$2,000		\$2,500	\$4,000	\$2,000	\$23,675
81	Hornby Island New Horizons Society	\$1,500									\$1,500
82	Hornby Island Residents and Ratepayers Association			\$1,500	\$6,000						\$7,500
83	Hornby Water Stewardship	\$1,500									\$1,500
84	Huband Park Elementary PAC				\$1,000						\$1,000
85	Imagine Comox Valley									\$2,000	\$2,000
86	Indigenous Women's Sharing Society	\$5,000	\$4,000	\$1,500	\$2,000						\$12,500
87	Islanders Secure Land Association						\$4,000	\$4,000		\$2,000	\$10,000
88	Kitty Cat PAL Society									\$1,500	\$1,500
89	Lake Trail Community Education Society							\$1,500			\$1,500
90	L'Arche Comox Valley			\$2,000							\$2,000
91	Lighthouse Country Marine Rescue Society			\$4,000		\$2,000		\$3,000	\$3,000	\$1,500	\$13,500
92	Little River Enhancement Society	\$10,000	\$10,000	\$8,000	\$8,000	\$8,000	\$8,000	\$8,000	\$3,000	\$2,000	\$65,000
93	LUSH Valley Food Action Society	\$12,500	\$10,000	\$2,000		\$500		\$1,500	\$1,000		\$27,500
94	Macdonald Wood Park Society		\$2,500	\$1,500	\$4,100						\$8,100
95	Merville Community Association	\$8,500	\$9,000	\$9,000	\$9,000	\$9,000	\$9,900	\$9,000	\$10,000	\$9,500	\$82,900
96	Millard Piercy Watershed Stewards	\$2,500	\$2,500	\$2,500	\$2,500	\$2,500	\$2,500	\$2,500	\$2,500	\$2,000	\$22,000
97	Morrison Creek Streamkeepers			\$1,000		\$1,000					\$2,000
98	Mountaineer Avian Rescue Society	\$15,000	\$5,000	\$5,000	\$5,000	\$4,200	\$5,000	\$4,000	\$6,000	\$2,500	\$51,700
99	Nature Trust of BC									\$5,000	\$5,000
100	Oyster River Enhancement Society	\$10,000	\$10,000	\$10,000	\$5,000						\$35,000
101	Oyster River Watershed Management Committee									\$750	\$750
102	Pearl Ellis Gallery of Fine Arts								\$1,500	\$1,500	\$3,000
103	Royston Community Club and Recreation Commission	\$5,000	\$3,500	\$3,200	\$3,000	\$3,300	\$3,500	\$3,000	\$3,500		\$28,000
104	Royston Elementary PAC				\$1,500						\$1,500
105	Saratoga Miracle Beach Residents Association	\$4,000	\$4,000	\$600	\$600	\$300	\$400	\$300	\$300	\$500	\$11,000
106	SeaChange Marine Conservation Society								\$2,000		\$2,000
107	Ships Point Volunteer Firefighters Association	\$300	\$200								\$500
108	Sid Williams Civic Theatre Society								\$5,000	\$13,000	\$18,000
109	St. Georges United Church of Canada	\$15,750	\$10,000								\$25,750
110	Strathcona Wilderness Institute	\$5,000	\$5,000	\$4,000	\$3,000	\$3,000	\$3,000	\$3,500	\$3,000	\$2,000	\$31,500
111	The Alberni Project Society	\$1,000	\$1,000	\$1,200	\$1,000	\$400	\$500	\$500			\$5,600
112	The Hornby Spark Society	\$2,500	\$2,500	\$2,500							\$7,500
113	The Old Church Theatre Society							\$1,000			\$1,000

**Comox Valley Regional District  
Grant-in-Aid Program  
Historical Approved Funding Review (2012 - 2020)**

No.	Organization	2020	2019	2018	2017	2016	2015	2014	2013	2012	Total
114	The Salvation Army					\$500					\$500
115	Transition Denman						\$2,200	\$2,000		\$1,000	\$5,200
116	Tsolum River Restoration Society	\$10,000		\$10,000	\$7,000	\$7,000	\$10,000	\$8,000	\$7,000	\$7,000	\$66,000
117	Union Bay Community Club and Recreation Association	\$12,000		\$3,200	\$3,000	\$3,300	\$3,800	\$3,000	\$3,500	\$4,000	\$35,800
118	Union Bay Historical Society	\$3,750									\$3,750
119	United Riders of Cumberland				\$1,000	\$10,000					\$11,000
120	Upper Island Retrievers Club				\$1,000	\$1,000	\$1,000	\$1,000			\$4,000
121	Upper Island Women of Native Ancestry Society				\$2,000						\$2,000
122	Vancouver Island Mountain Sports Society						\$9,000		\$11,000	\$10,000	\$30,000
123	Vancouver Island Music Business Conference								\$1,000	\$1,000	\$2,000
124	Vancouver Island Society for Adaptive Snowsports			\$3,000							\$3,000
125	Volunteer Comox Valley					\$1,000	\$1,000				\$2,000
126	Wheels for Wellness Society			\$10,000							\$10,000
127	World Community Development Education Society									\$1,000	\$1,000
128	You are Not Alone	\$4,000									\$4,000
129	Youth and Ecological Restoration Program	\$4,950	\$5,000	\$3,000	\$3,000	\$3,000	\$2,500	\$2,500	\$1,500		\$25,450
	<b>Total</b>	<b>\$243,660</b>	<b>\$179,150</b>	<b>\$157,200</b>	<b>\$149,315</b>	<b>\$139,800</b>	<b>\$142,200</b>	<b>\$142,150</b>	<b>\$171,300</b>	<b>\$167,000</b>	<b>\$1,491,775</b>

Legend	Color Coding
To be reallocated to new Community Hall services (Electoral Area A - 5, Electoral Area C - 3)	
Potential Multi-Year Funding Agreements (23)	
Further Consideration / Discussion (7)	
One-off or special community events, initiatives, programs, etc. that could be funded under a Discretionary stream	
Previously Moved to other Services (Arts & Culture, Rec Grant) (7)	